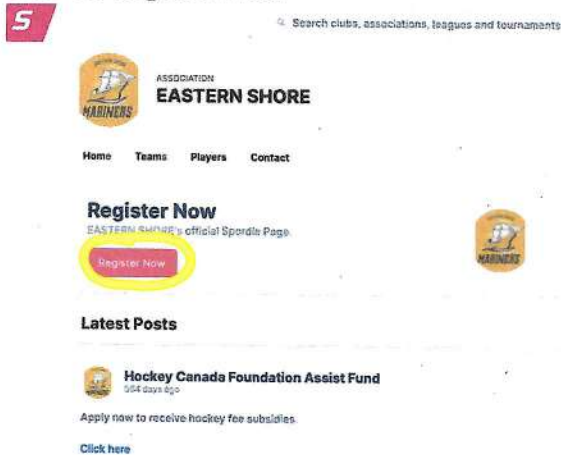
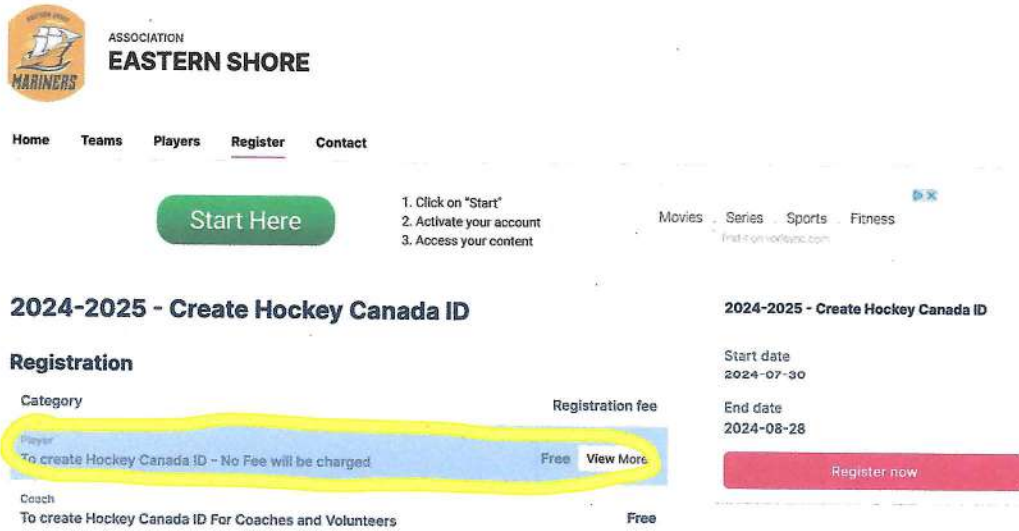


# New to Minor Hockey Player Instructions

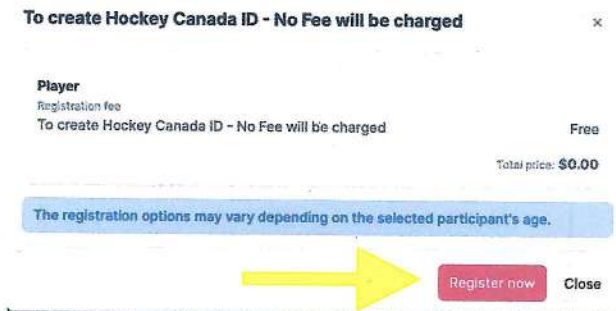
- 1) Go to <https://page.spordle.com/eastern-shore?lang=en>
- 2) Click on Register Now



- 3) Click on Player – Create Hockey ID



- 4) Click on register now



5) Go down below login and click Don't have an account

## *spordle* Account



EASTERN SHORE

Sign in to your account

Login →

Don't have an account? [Sign up](#)

6) Fill in information and hit next

## *spordle* Account



EASTERN SHORE

Enter an email to sign up

< Previous

Email  
nastevens@nstu.ca

First name  
|

Last name

Password ⓘ

Confirm password

Next →

7) Fill in your address and phone number and then hit next

## spordle Account



EASTERN SHORE

Enter an email to sign up

< Previous

English

+1 \_\_\_\_\_

67, Park Road, Musquodoboit Harbor

Enter address manually

8) Click – I Agree

## spordle Account

Terms and conditions

1 of 1

Please read and accept the following terms and conditions of use before proceeding.

Spordle Terms of Use

Terms and Conditions

User Agreement

This User Agreement ("Agreement") is entered into between Spordle Inc. ("Spordle") and the user ("User", "you") to govern your use of the Spordle Software ("Software") that you will access from the Spordle ID platform either through Spordle My Account ("My Account"). Please read the agreement carefully. You shall agree to all of the terms in this agreement to use Spordle My Account.

By clicking the "I Agree" checkbox on the account, logging on using the Platform, you agree to be bound by these Terms of Service and any related policies or guidelines, including any subsequent amendments or modifications.

Decline & exit

I agree

9) Fill In Player Information

< Back to participants list

We recommend using your participant's full name and birthdate as written on their birth certificate.

First name \*

Last name \*

Birthdate \*

YYYY-MM-DD

Min Age: 0 - Max Age: 99

Search by #

Search

10) It should give you a result that they could not find your participant – Click Create a new participant

[← Back to search](#)

**Search criteria**

First name	Last name	Birthdate
Test	Test	2018-12-12

**Search Results**

**We could not find your participant**

The person you are looking for might already be in our system, please review your search criteria and [Search Again](#)

[Search Again](#) [Create a new participant](#)

11) Fill in all required information

Participant creation ✕

**Test Test**  
2018-12-12

Not the right information? [Search Again](#).

**Email \***  Used for communications

**Citizenship \***  ✕ ▼

**Primary Language**  ▼ **Secondary Language**  ▼

Please indicate in which official language - English or French - you prefer to receive correspondences.

**Gender Identity \* ①**  ▼

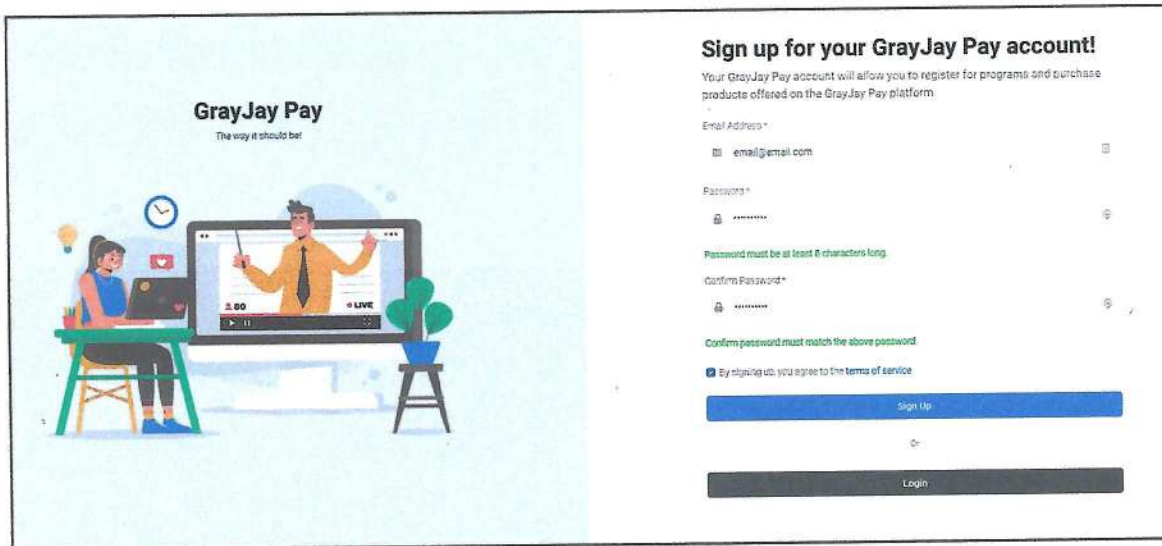
**Birth Country ①**  ▼

12) This should create the participant and a Hockey ID number – please record this number for your records.

# GrayJay Pay Registration User Guide

## Create an Account on GrayJay Pay


The first step is to create an account on the GrayJay Pay platform at [grayjaypay.ca](https://grayjaypay.ca). Click the Sign Up button in the top right part of the screen, then enter your email address and a password. A validation email will be sent to your email address, and after clicking the Validate Email Address button your account will be activated.







**GrayJay Pay**  
The way it should be!

An illustration showing a woman sitting at a desk with a laptop, looking at a large screen. On the screen, a man in a suit is presenting. The screen also shows a '2:00' timer and a '#LIVE' tag. There are icons for a lightbulb, a clock, and a play button around the woman.

### Account Created

Your account has been created. Please check for a validation email to confirm your email address.

[Resend Validation Email](#)

[Email already verified? Sign in here](#)



## Validate Email

Please click the validate email button below to validate your email address, and activate your account with GrayJay Pay. If you did not request this account, you can ignore this email.

[Validate Email Address](#)

## Account Setup and Family Members

Complete the Account setup page and add family member(s) to your account. The main account is typically in the name of a parent, while the participants in the programs being registered for are the family members within the account. Other family members, such as other parent(s), grandparents, etc., can also be added and in a future release they will be able to receive e-mail communications from the organizations in which they have family members registered.

**GrayJay Pay**  
The way it should be!

### Setup

Tell us a little about yourself, so we can customize your experience and make checkout easier.

First Name \*  
First Name

Last Name \*  
Last Name

Date of Birth \*  
MM/DD/YYYY

Gender \*  
Male

Mobile Phone Number \*  
123 456 7890

Country \*  
Canada

Street Address \*  
Address

City \*  
City

Province \*  
Province

Postal Code \*  
N1A 1A1

[Next](#)

[Not ready to setup? Sign Out](#)

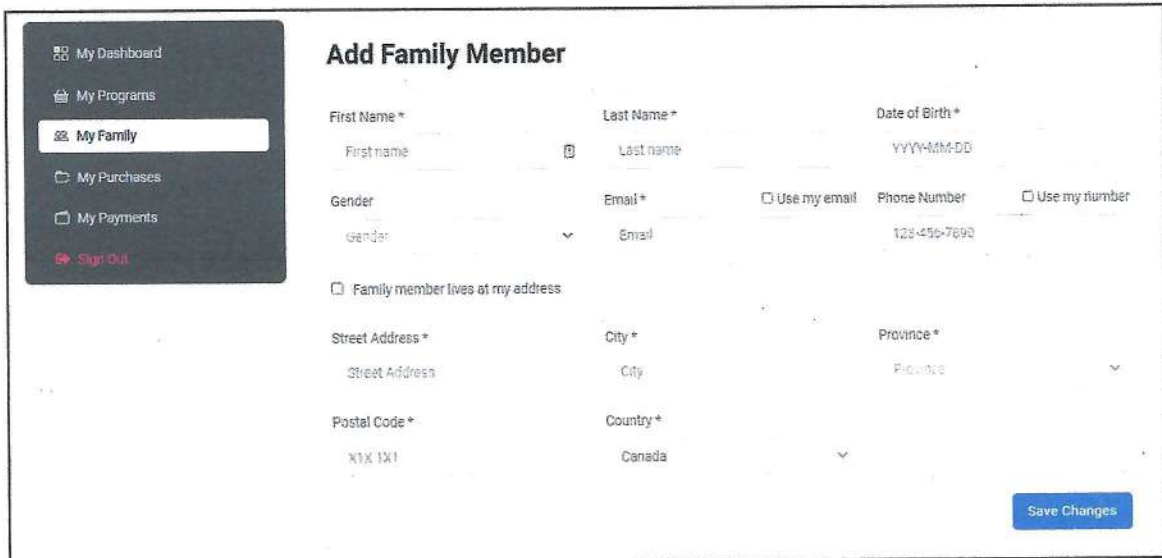
**GrayJay Pay**  
The way it should be!

### Account Setup Complete!

If you are planning to register a family member other than yourself, you must add the family member to your account. You can do this now by clicking the Add Family Members button below, or you can add family member(s) while completing your registration.

You can also view and edit your list of family members at any time from the [My Dashboard](#) page.

[Add Family Members](#) [Go to Dashboard](#)



The screenshot shows a web interface for adding a family member. On the left is a dark sidebar with navigation options: My Dashboard, My Programs, My Family (highlighted), My Purchases, My Payments, and Sign Out. The main content area is titled 'Add Family Member' and contains the following fields:

- First Name \*** (text input)
- Last Name \*** (text input)
- Date of Birth \*** (text input with format YYYY-MM-DD)
- Gender** (dropdown menu)
- Email \*** (text input) with checkboxes for  Use my email and  Use my number
- Phone Number** (text input with value 123-456-7890)
- Family member lives at my address
- Street Address \*** (text input)
- City \*** (text input)
- Province \*** (dropdown menu)
- Postal Code \*** (text input with format X1X 1X1)
- Country \*** (dropdown menu with value Canada)

A blue **Save Changes** button is located at the bottom right of the form.

## Contacts

Additional contacts can be added for each family member for the purposes of e-mail communications or emergency contacts. When email messages are being sent by the administrators of the program(s) for which the family member has registered, they will have the option of including the contacts you have added for that family member.

To add contacts to your family member, go to My Family and click the edit button beside a family member. On the edit page, click **Add Contact** and either select from the list of other family members or click **Create New Contact** to add someone who is not already a family member.

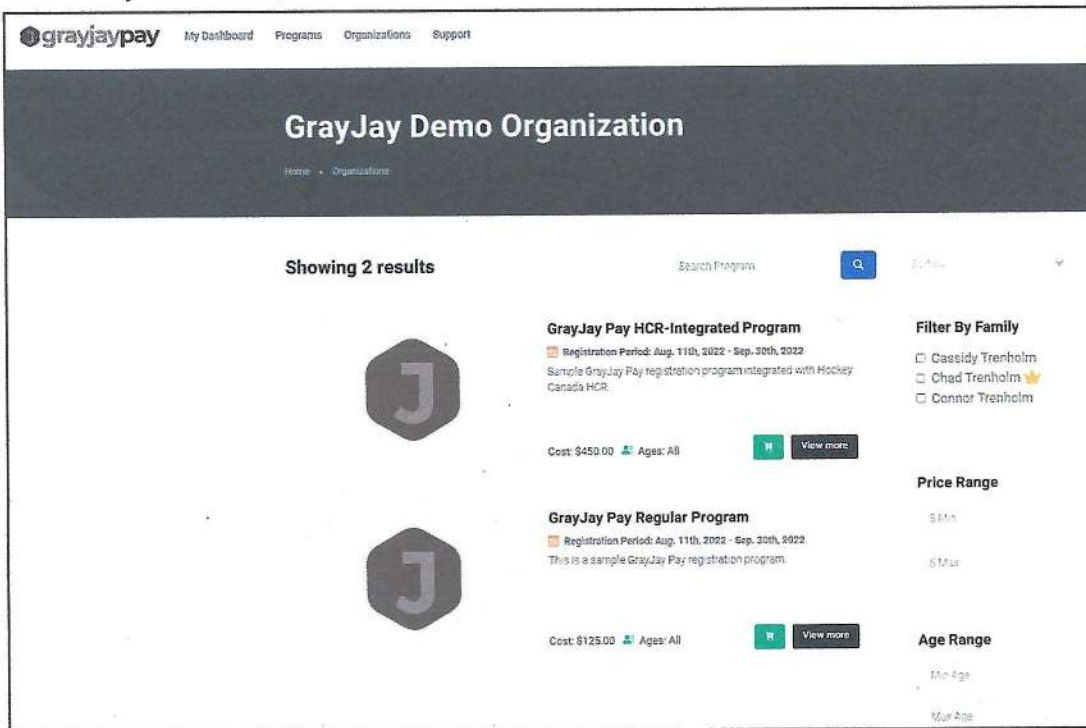


## Register For Your Program(s)

Browse to the organization that is offering the program(s) you want to register for and add the program(s) to your cart.

### Regular Programs

A program on GrayJay Pay can be for anything that requires users to sign up and pay for, such as a Saturday morning development camp, an off-season recreational hockey league program, a baseball tryout session, etc..



The screenshot shows the GrayJay Demo Organization page. At the top, there is a navigation bar with the GrayJay Pay logo and links for My Dashboard, Programs, Organizations, and Support. Below this is a header for the organization, "GrayJay Demo Organization", with a breadcrumb trail "Home > Organizations". The main content area displays "Showing 2 results" and a search bar. Two program listings are shown:

- GrayJay Pay HCR-Integrated Program**
  - Registration Period: Aug. 11th, 2022 - Sep. 30th, 2022
  - Sample GrayJay Pay registration program integrated with Hockey Canada's HCR.
  - Cost: \$450.00
  - Ages: All
  - Buttons: [R] [View more]
- GrayJay Pay Regular Program**
  - Registration Period: Aug. 11th, 2022 - Sep. 30th, 2022
  - This is a sample GrayJay Pay registration program.
  - Cost: \$125.00
  - Ages: All
  - Buttons: [R] [View more]

On the right side, there are filter options:

- Filter By Family**
  - Cassidy Trenholm
  - Chad Trenholm
  - Connor Trenholm
- Price Range**
  - \$1M+
  - \$1M+
- Age Range**
  - Min Age
  - Max Age

You will see all Registrations, Camps & Tryouts here.

# GrayJay Pay Regular Program

Home » Organizations » GrayJay Demo Organization

This is a sample GrayJay Pay registration program.

Cost: \$125.00 Registration Period: Aug. 11th, 2022 - Sep. 30th, 2022 Ages: All

## Program Description

This is a sample GrayJay Pay registration program. A program can be for anything that requires users to sign up and pay for, such as a Saturday morning development camp or an off-season recreational hockey league program.



\$125.00

Register For Program

## Program Information

Price

\$125.00

Ages

All

# GrayJay Pay Regular Program

GrayJay Demo Organization



Program



Participant



Questions



Policies & Waivers

## Program Summary

This is a sample GrayJay Pay registration program. A program can be for anything that requires users to sign up and pay for, such as a Saturday morning development camp or an off-season recreational hockey league program.

The description can include the details for the program, including a bullet list as such:

- Dates and time can be listed
- Important information can be specified.
- Detailed instructions can be provided.

Previous

Next

## GrayJay Pay Regular Program

GrayJay Demo Organization



Program



Participant



Questions



Policies & Waivers

### Participant

Select the family member you want to register for the program.

Participant \*

Cassidy Trenholm

[Edit Family Member](#)

### Participant Details

First Name \*

Last Name \*

Date of Birth \*

## GrayJay Pay Regular Program

GrayJay Demo Organization



Program



Participant



Questions



Policies & Waivers

### Program Questions

This is a sample question \*

This question requires a simple text entry as an answer.

Enter response

[Previous](#)

This is a sample question #2 \*

This question provides a list of options to choose from.

Select Option

[Next](#)

## GrayJay Pay Regular Program

GrayJay Demo Organization

1

Program

2

Participant

3

Questions

4

Policies & Waivers

### Policies & Waivers

Payment Policy

+

Waiver

+

I agree to the waivers and policies above

Previous

\$600.00

Add to Cart

Please Review These →

## My Cart

Home - Cart



GrayJay Pay Regular Program  
Cassidy Trenholm

\$125.00

x

### Cart Total

Subtotal	\$125.00
Taxes	\$0.00
Service Fee	\$4.00
<b>Total</b>	<b>\$129.00</b>

Proceed to Checkout

By completing your purchase, you agree to these [Terms of Service](#)

\* You will have the option to pay for registration in 3 instalments



### Checkout

Home • Cart • Checkout

#### Billing Details

First Name *	Last Name *
Chad	Trenholm
Email *	Phone Number *
[Redacted]	[Redacted]
Address *	City *
[Redacted]	[Redacted]
Country *	Province *
Canada	Nova Scotia
Postal Code *	
[Redacted]	

#### Order Summary

**GrayJay Pay Regular Program**  
Cassidy Trenholm  
\$125.00

Subtotal	\$125.00
Taxes	\$0.00
Service Fee	\$4.00
<b>Total</b>	<b>\$129.00</b>

[Complete Checkout](#)

**0 minimum payment**  
By completing your purchase, you agree to these [Terms of Service](#). Refunds do not include service and transaction fees.

#### Payment Method

Credit or Debit Card

Card Number: 1234 1234 1234 1234    VISA    Expiration: MM / YY    CVC: [Redacted]

*offline payments = e-transfers*

If you have a credit available on your account, it will be applied to your cart automatically (or a portion of the available credit, based on the total cost of the program(s) in your cart).

→ Please note you can choose minimum payment to pay in instalments

→ Choose off line pmts to pay by e-transfer

→ There will be a \$5.15 fee which Hockey Canada is charging all players using Gray Jay or other Registration Systems



## Order Summary




GrayJay Pay Regular Program

Cassidy Trenholm

\$100.00

Subtotal		\$100.00
Credits Applied		<del>\$-100.00</del>
Taxes		\$0.00
Service Fee	\$5.15	<del>\$4.00</del>
<b>Total</b>		<b>\$4.00</b>

Complete Checkout

 SSL Secure Payment

By completing your purchase, you agree to these [Terms of Service](#). Refunds do not include service and transaction fees.

*50/50 credit will show here*

If partial payments have been enabled for the program (or one of the programs) in your cart, you can choose to make a partial payment. The minimum amount specified by the organization administrator will be displayed. Any applicable taxes and service fees must also be paid in full at the time of checkout.

## Order Summary



**GrayJay Pay Regular Program**

Cassidy Trenholm

**\$400.00**

Subtotal	\$400.00
Taxes	\$0.00
Service Fee	\$5.00
<b>Total</b>	<b>\$405.00</b>

Make Partial Payment

Payment Amount

\$ Minimum Payment: \$105

**Complete Checkout**

 SSL Secure Payment


## Hockey Canada Registration Programs

GrayJay Pay is integrated with Hockey Canada's HCR (Hockey Canada Registry) system and can therefore be used by hockey leagues and associations in Canada to register their players each season.

The registration process is the same as described above for regular programs, but with an added step to complete any required Hockey Canada waivers and/or questions.

If the family member (participant) you are registering already has an HCR number associated in the GrayJay Pay database (this happens automatically if we find a matching first name, last name, and date of birth), then you will see a screen like the one below:

1 Program      2 Participant      3 **Hockey Canada Registry**      4 Questions      5 Policies & Waivers



### Hockey Canada Registry


This program requires a Hockey Canada Registry account.

Unable to find a Hockey Canada Registry account for the selected participant. Please choose an option below. If you are transferring from another organization, please contact **GrayJay Demo Organization** to initiate a transfer of your Hockey Canada Registry account before completing this registration. They will require that you submit the **Hockey Nova Scotia Parent Declaration Form**

**Find Your Account**  
Already have a Hockey Canada account? Find it here.  
[Find Account](#)


**Create a New Account**  
Never participated in organized hockey?  
[Create Account](#)


If the participant being registered is a member of another organization, the registration will be blocked and a message will be displayed indicating that they need to contact the organization to initiate a transfer request. A message like the one below will be displayed:




### Hockey Canada Registry

This program requires a Hockey Canada Registry account.

 **HCR Number**  
150000070 [REDACTED]

 **Member**  
[REDACTED]

 **Organization**  
TATAMAGOUCHE

This Hockey Canada member belongs to a different organization and will need to request a transfer. Please contact **Truro Minor Hockey Association** to initiate the transfer before completing this registration.

[Previous](#) [Next](#)

Upon completion of the Hockey Canada required questions and waivers, and after completing the registration, the player is considered to be registered for the season with Hockey Canada.